

无动力辊筒 Unpowered roller



无动力输送辊筒(钢座) Non-powered conveyor roller (steel)

1600系列 1600 Series

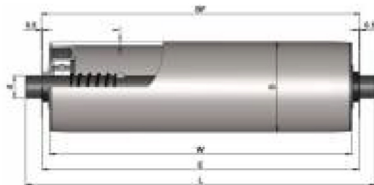
产品特点

- 1.精密滚珠轴承通过冲铆的方式固定在钢制轴承壳内，坚固、耐用。
- 2.坚固的钢制轴承组件，能够承受比塑胶轴承座更大的负载。
- 3.使得辊筒在高、低温(如烘冷库等)环境下的使用变为可能，而这样的环境下塑胶轴承座是很难正常工作的。
- 4.直径系列全，承载范围大。
- 5.相比1400系列等采用塑胶轴承座的筒，它的运行噪音略有增加。

Non-Powered Conveyor Roller 1600 Product Features.

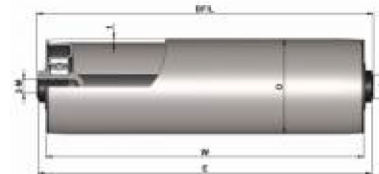
- 1.Precision ball bearings are fixed in the steel bearing shell by means of punch riveting, which is strong and durable.
2. The sturdy steel bearing assembly is able to withstand greater loads than plastic bearing housings.
3. Makes it possible to use the roller in high and low temperature (such as drying and cold storage, etc.) environments, where plastic bearing housings are difficult to work properly.
4. Diameter series full, large bearing range.
5. Compared with the 1400 series and other barrels with plastic bearing housing, its running noise is slightly increased.

1600系列(弹性轴) 1600 Series (Flexible Shaft)



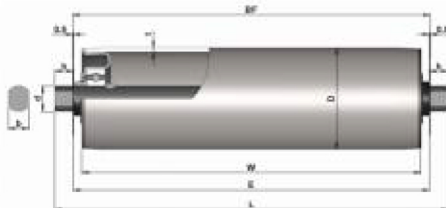
1600系列(弹性轴)				
管径系列	轴直径			
38	12			
50	12/15			
60	12/15			
76	15/20			
管材(表面处理)	管径与壁厚	轴直径		
		12	15	20
钢制, 镀锌(抛光镀锌)	38x1.2	3812-12-T		
	50x1.5	5015-12-T	5015-15-T	
	50x2.0	5020-12-T	5020-15-T	
	60x2.0	6020-12-T	6020-15-T	
	76x3.0		7630-15-T	7630-20-T
钢管, 镀锌(套PVC软胶)	50x1.5	5015-12-T	5015-15-T	
	50x2.0	5020-12-T	5020-15-T	
不锈钢(304)	38x1.2	3812-12-T		
	50x1.5	5015-12-T	5015-15-T	
	60x2.0	6020-12-T	6020-15-T	
	76x3.0		7630-15-T	7630-20-T

1600系列(内螺纹) 1600 series (female thread)



1600系列(内螺纹)				
管径系列	轴直径			
38	12			
50	12/15			
60	12/15			
76	15/20			
管材(表面处理)	管径与壁厚	轴直径		
		12(M8x15)	15(M10x20)	20(M12x25)
钢制, 镀锌(抛光镀锌)	38x1.2	3812-12-M		
	50x1.5	5015-12-M	5015-15-M	
	50x2.0	5020-12-M	5020-15-M	
	60x2.0	6020-12-M	6020-15-M	
	76x3.0		7630-15-M	7630-20-M
钢管, 镀锌(套PVC软胶)	50x1.5	5015-12-M	5015-15-M	
	50x2.0	5020-12-M	5020-15-M	
不锈钢(304)	38x1.2	3812-12-M		
	50x1.5	5015-12-M	5015-15-M	
	60x2.0	6020-12-M	6020-15-M	
	76x3.0		7630-15-M	7630-20-M

1600系列(铣扁) 1600 series (milled flat)



1600系列(铣扁)				
管径系列	轴直径			
38	12			
50	12/15			
60	12/15			
76	15/20			
管材(表面处理)	管径与壁厚	轴直径		
		12	15	20
钢制, 镀锌(抛光镀锌)	38x1.2	3812-12-B		
	50x1.5	5015-12-B	5015-15-B	
	50x2.0	5020-12-B	5020-15-B	
	60x2.0	6020-12-B	6020-15-B	
	76x3.0		7630-15-B	7630-20-B
钢管, 镀锌(套PVC软胶)	50x1.5	5015-12-B	5015-15-B	
	50x2.0	5020-12-B	5020-15-B	
不锈钢(304)	38x1.2	3812-12-B		
	50x1.5	5015-12-B	5015-15-B	
	60x2.0	5020-12-B	5020-15-B	
	76x3.0		7630-15-B	7630-20-B